

Elsie Whitlow Stokes Community Freedom PCS - Brookland

Message from the School

Our mission is to prepare culturally diverse elementary school students to be leaders, scholars, and responsible citizens who are committed to social justice. Stokes School teaches students to think, speak, read, write, and learn in two languages: English and French and English and Spanish.



📍 3700 OAKVIEW TERRACE NE, Washington, DC 20017
 🏠 Ward 5
 📞 (202) 265-7237

School Instructional Hours

Monday: 08:00 AM - 03:00 PM
Tuesday: 08:00 AM - 03:00 PM
Wednesday: 08:00 AM - 03:00 PM
Thursday: 08:00 AM - 03:00 PM
Friday: 08:00 AM - 01:00 PM

Total Students (2021-22 Ever-Enrolled): 350

Total Teachers: 45

Total School Leaders: 5

Grades Served: PK3, PK4, KG, 1, 2, 3, 4, 5

Principal: Bobby Caballero

Title-I Status: Yes

Local Education Agency (LEA): Elsie Whitlow Stokes Community Freedom PCS

School Uniforms Required:

No

Bus Line(s): 80, H1, H2, H3, H4

Metro Line(s): Brookland-CUA

Before Care Offered: Yes

- **Cost:** Free

After Care Offered: Yes

- **Cost:** Sliding Scale

School Program Information

Arts Integration
 Dual Lang/Lang. Immersion
 International Baccalaureate
 Restorative Justice Program
 School Garden

Parent Organization

Parent Organization Offered: Yes

Parent Organization Contact: Ana Maria Donado (anad@ewstokes.org)

Parent Organization Website: www.stokespta.wordpress.com/

Extracurricular & Enrichment Activities

Dual Language Immersion
 International Baccalaureate Program
 Community Service Learning
 Award Winning Food Service Program

Elsie Whitlow Stokes Community Freedom PCS - Brookland

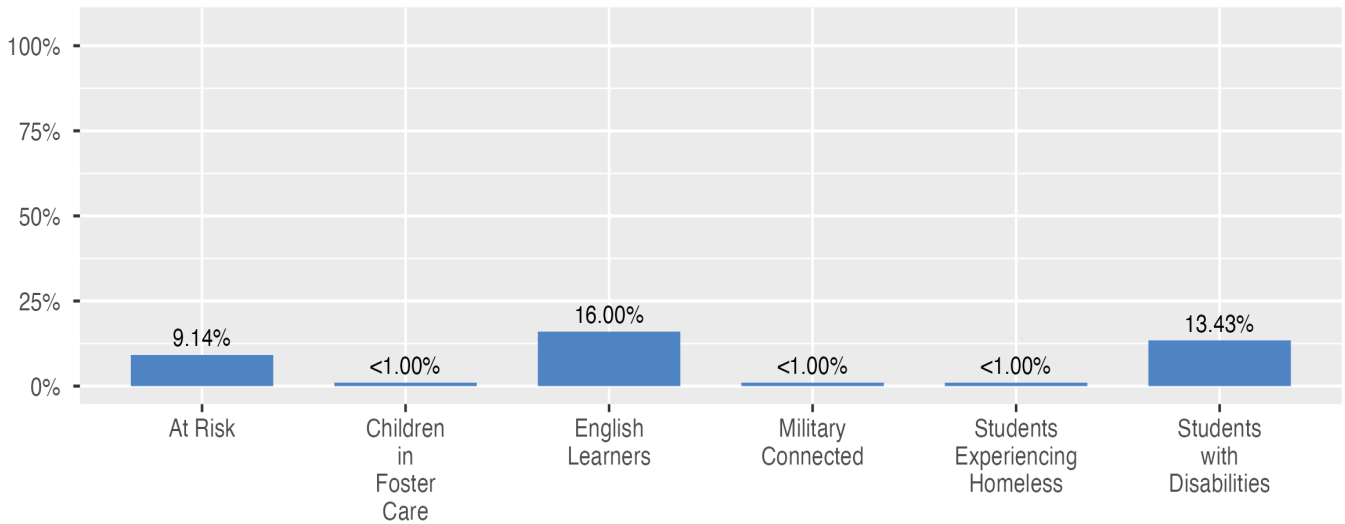
School Enrollment

The ever-enrolled count is the total number of students who are enrolled at any point during the school year; a student who attends a school for one day or 180 days is counted the same way. For this reason, the ever-enrolled count will always be larger than the audit count.

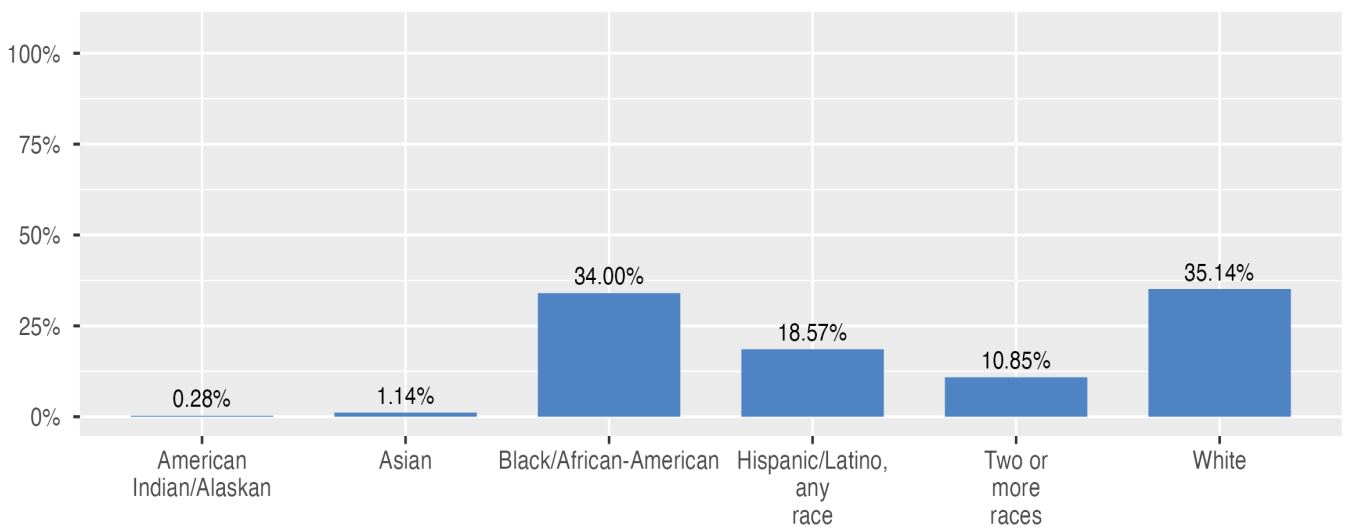
2021-22 Ever-Enrolled by Grade Level

PK3	PK4	KG	Grade 01	Grade 02	Grade 03	Grade 04	Grade 05
36	40	44	48	47	45	48	42

Enrollment by Student Group



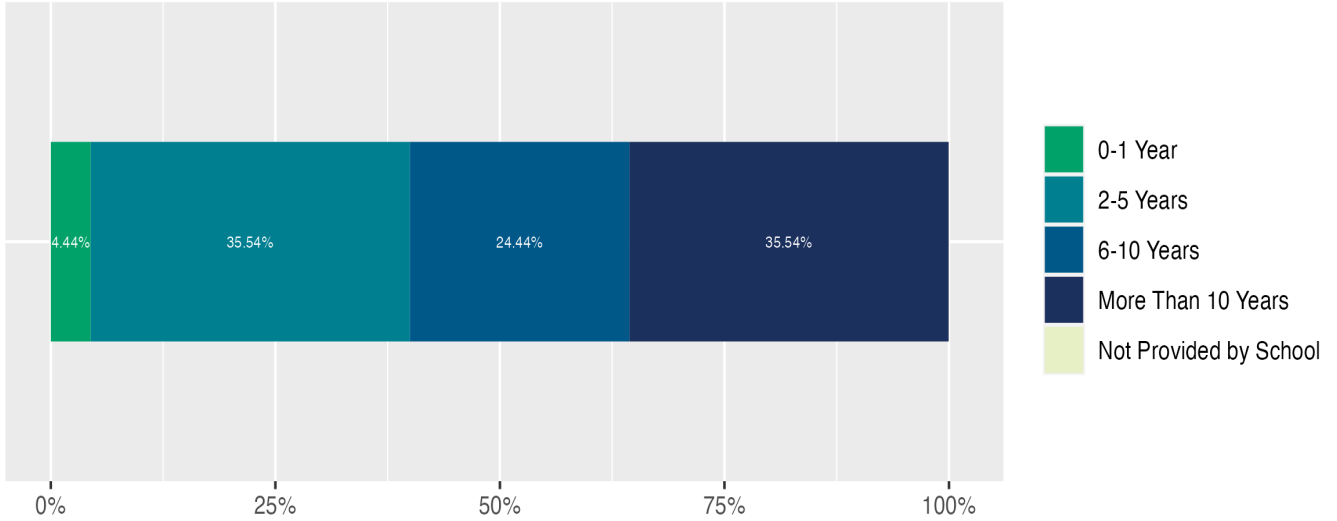
Enrollment by Race/Ethnicity



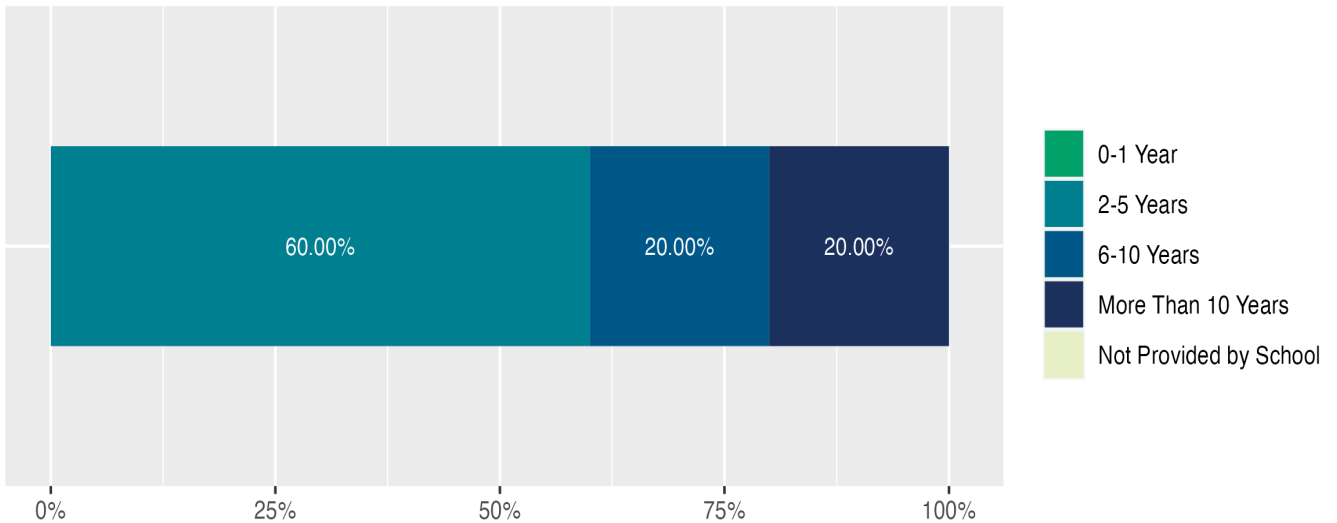
Teacher and School Leader Data

This page includes information about teacher experience levels in DC Public Schools and public charter schools. For DC Public Schools, it also includes information about credentialed and in-field teachers.

Teacher - Years of Experience



School Leader - Years of Experience

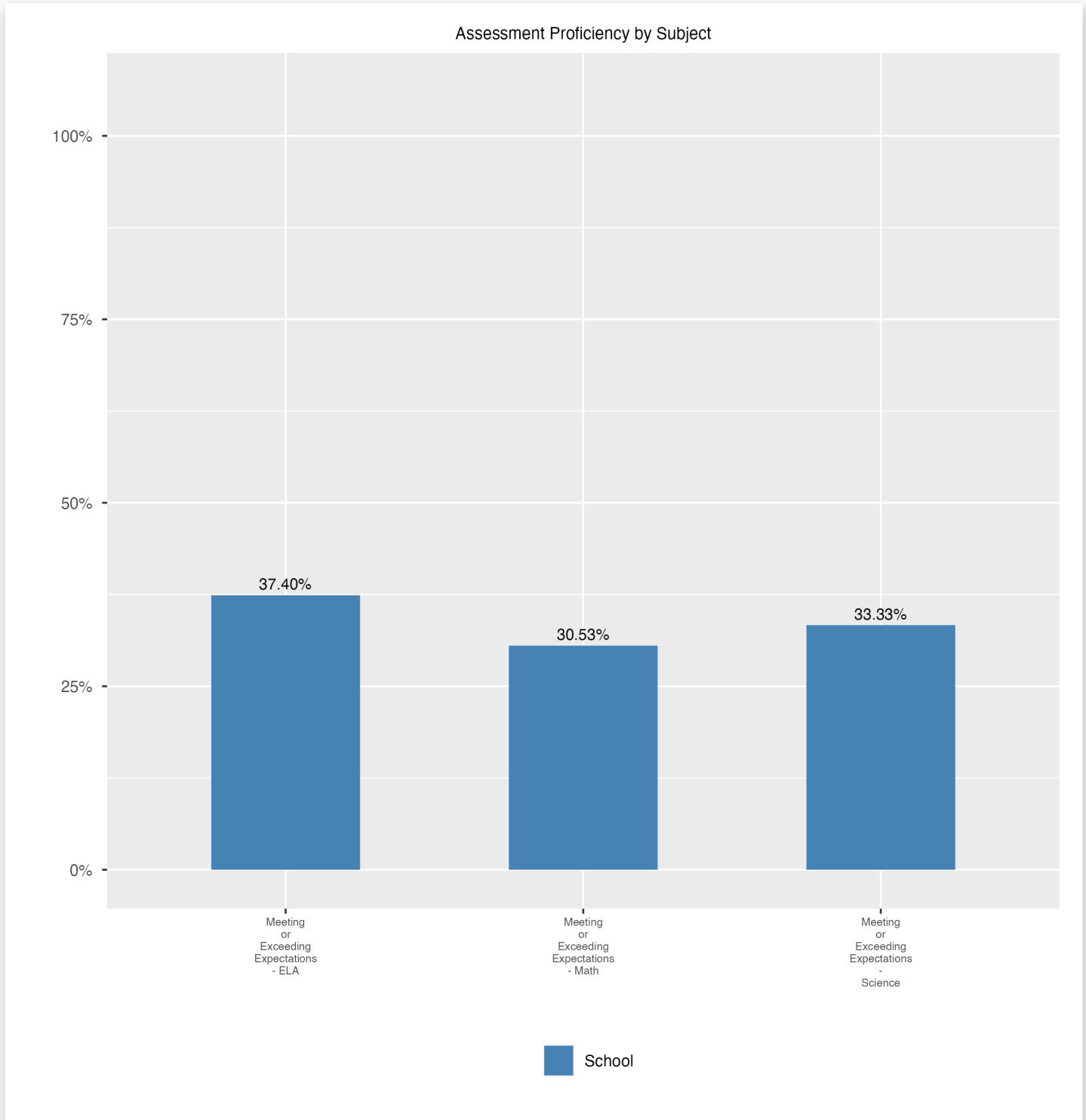


School Safety and Discipline

Information about discipline and school safety in DC, in accordance with the U.S. Department of Education's Civil Rights Data collection, including suspensions and expulsions for students, school related arrests, reported incidents of violence, bullying, and harassment are available in the OSSE Discipline report and data files (<https://osse.dc.gov/page/data-and-reports-0>).

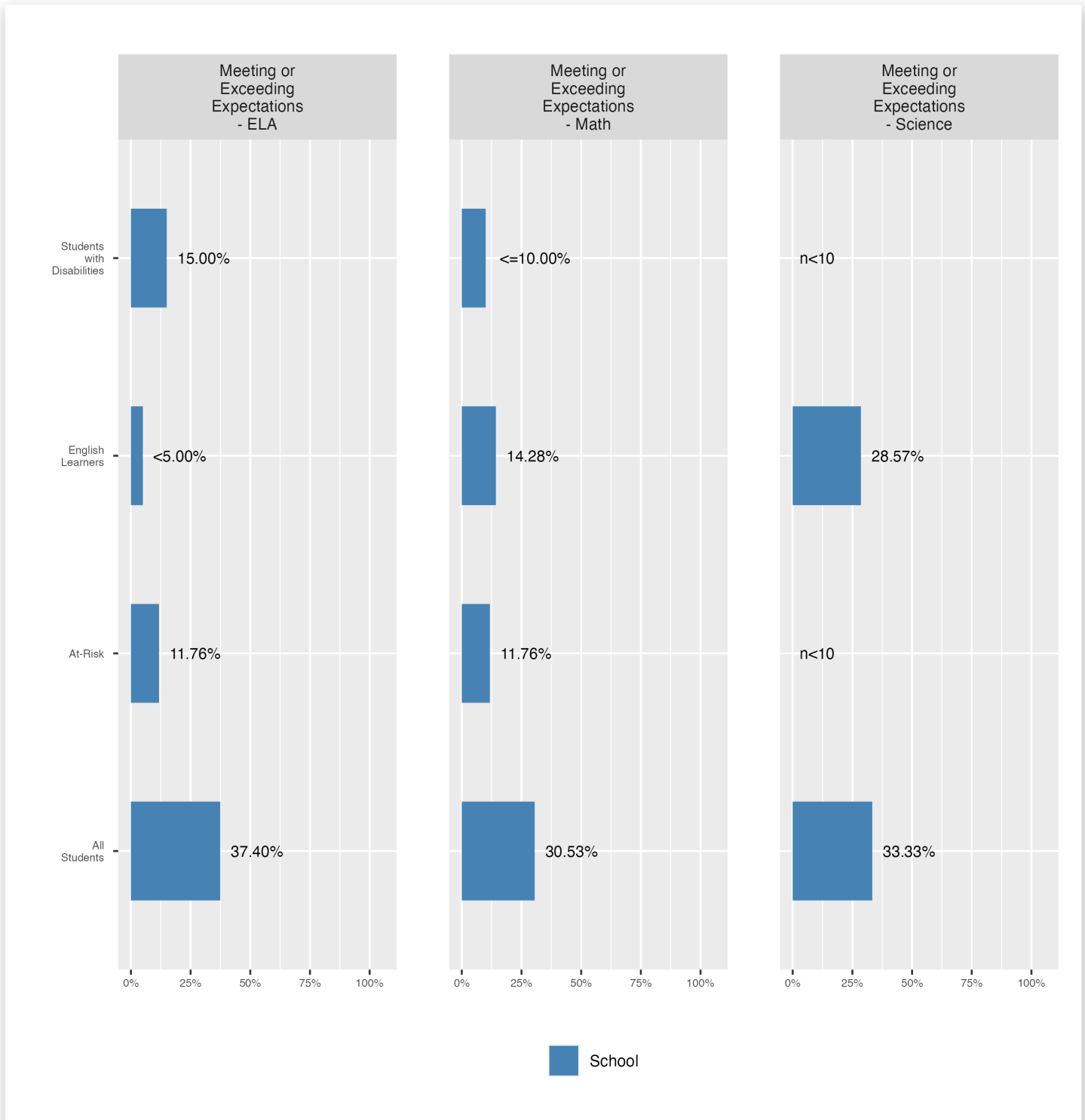
Assessment Proficiency by Subject

This page shows the percentage of students meeting or exceeding grade -or course- level expectations on statewide assessments in English language arts/literacy (ELA), mathematics, and science.



Assessment Proficiency by Group

This page shows the percentage of specific groups of students meeting or exceeding grade- or course-level expectations on statewide assessments.



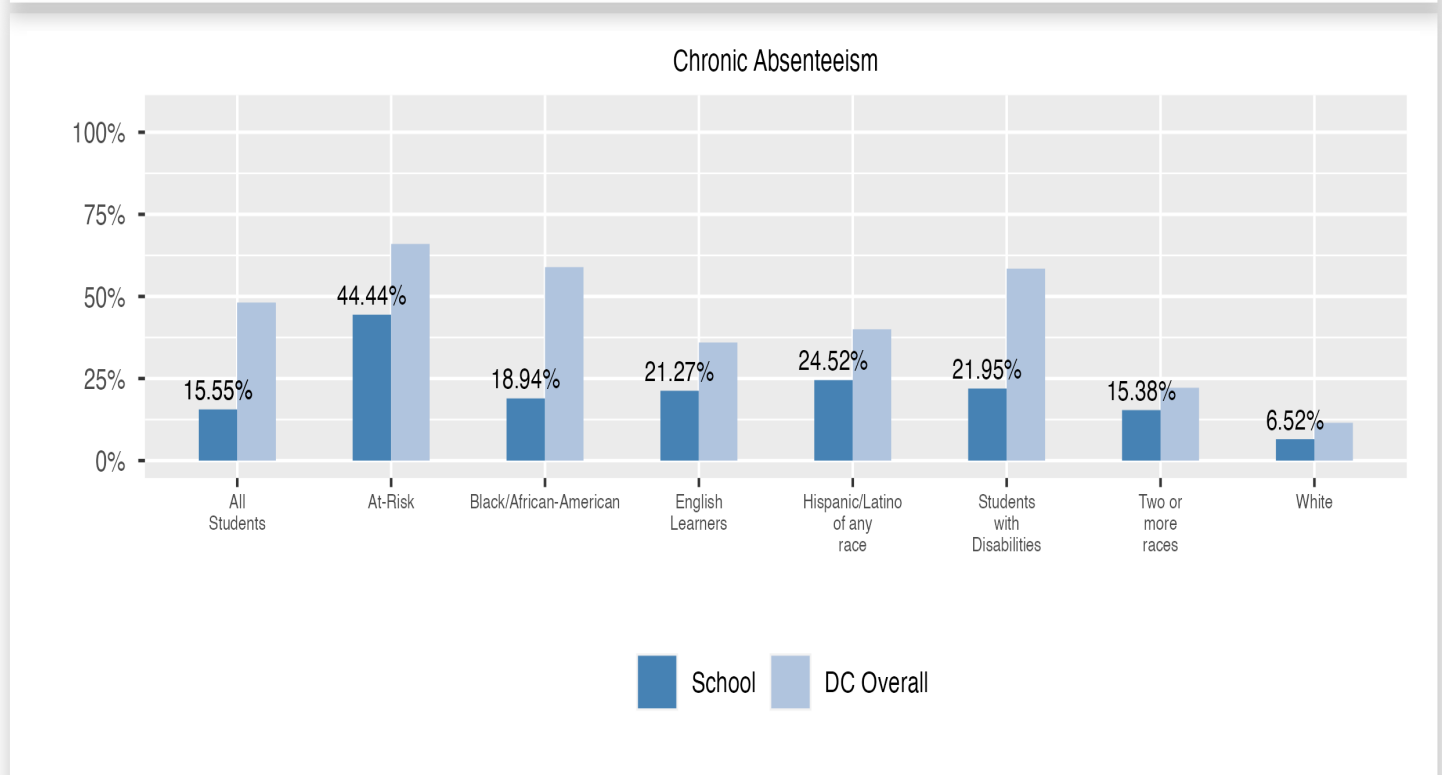
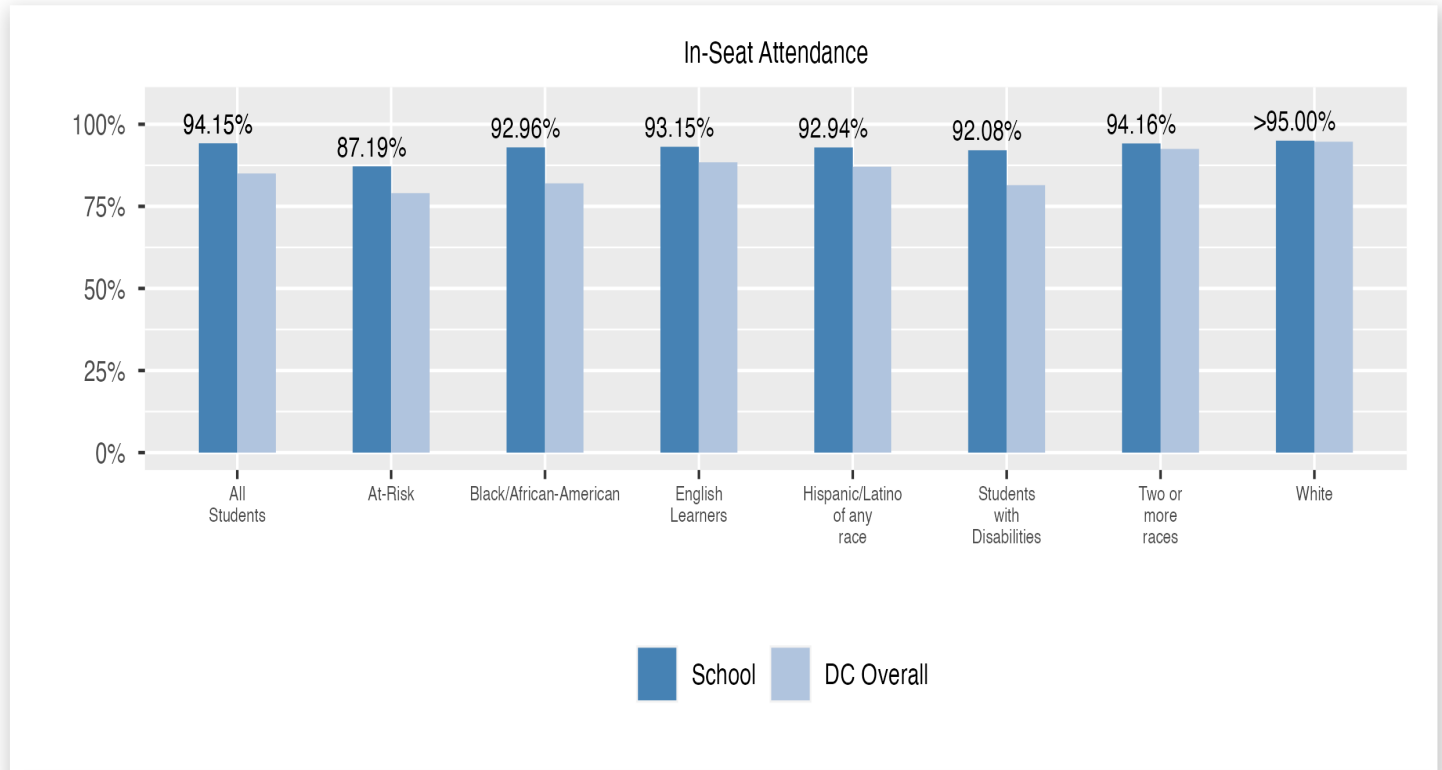
Proficiency by Subject

Statewide assessments in science are administered to students in grades 5 and 8, and students enrolled in high school biology. Missing data indicates that a school does not serve students required to take statewide science assessments.

Elsie Whitlow Stokes Community Freedom PCS - Brookland

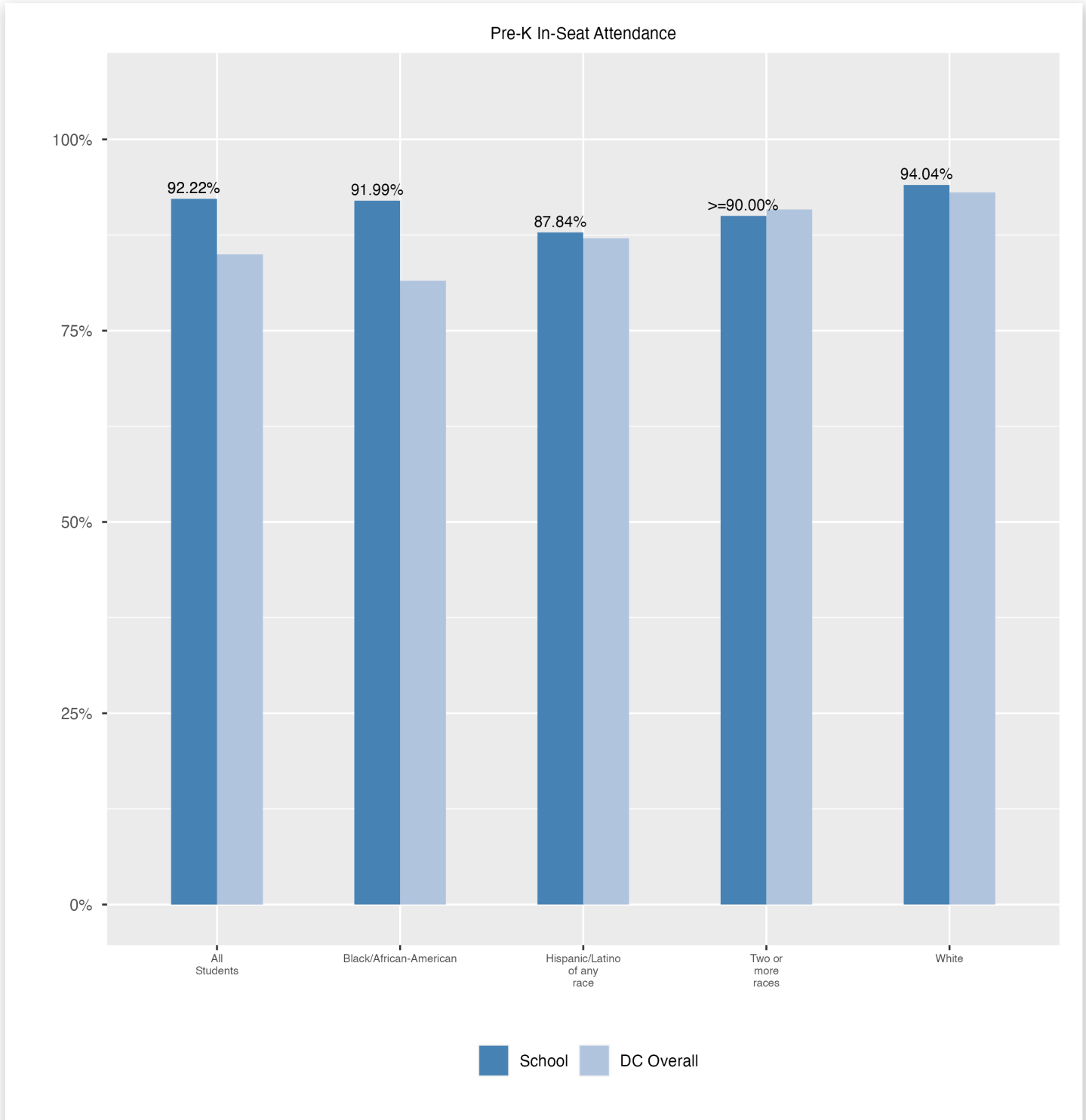
Attendance

Review information on attendance below, including in-seat attendance for all students (there is a separate measure of attendance for pre-K students, since pre-K is not compulsory), and the percentage of students chronically absent, meaning that they miss at least 10% of the school days for which they are enrolled throughout the school year at the school.



Pre-K In-Seat Attendance

Review information on attendance at the school. This includes in-seat attendance for all students (including a separate measure of attendance for pre-K students, since pre-K is not compulsory), the percentage of students chronically absent, meaning that they miss at least 10% of the school days for which they are enrolled throughout the school year at the school.



Elsie Whitlow Stokes Community Freedom PCS - Brookland

Student Enrollment Changes

Explore information on how much the population at the school changes throughout the year or from year to year. It shows information about changes in enrollment, including whether students leave or enter the school mid-year, and whether eligible students choose to re-enroll in the school.

